





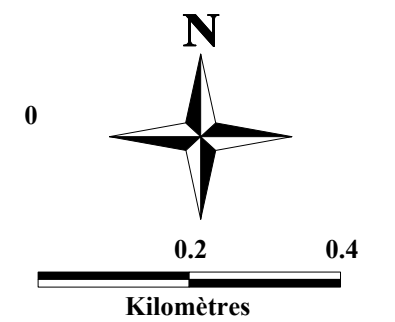
PLANCHE 2

Légende

-  Limite de classement
-  Retrait
-  Bâti
-  Voirie
-  Cadastre
-  Hydrographie
-  Divers

L31 parcelle cadastrale classée

DDAF78 - PB - 10/11/2005



Échelle: 1:10 000

